



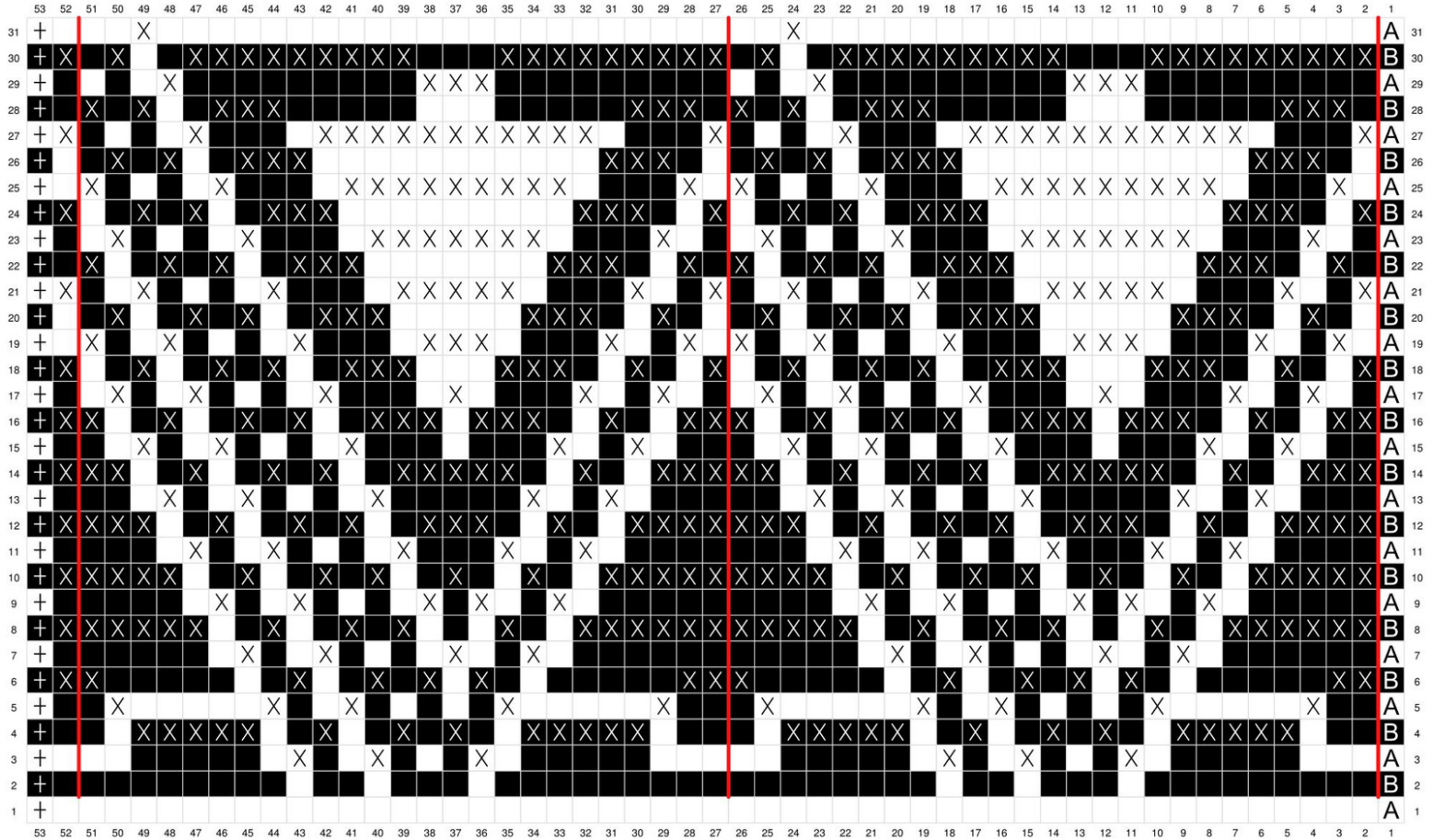
WINTERGREEN TREES OVERLAY MOSAIC










CROCHET PATTERN
REMINGTONLANE.COM

Wintergreen Trees

This pattern may contain affiliate links. If you use these links to buy something, I may earn a small commission. Affiliate links help me continue to provide free content at no extra cost to you.

Chart for the **Mosaic Nordic Winter Afghan Crochet-Along** hosted by Juniper & Oakes



-  BLO sc
-  BLO sc
-  sc, color A
-  sc, color B
-  sc, color A
-  sc, color B
-  FLO dc, color A
-  FLO dc, color B
-  Repeat



About Remington Lane Crochet

Hi, I'm Jamie, the crochet designer, mom, firefighter wife, and Purdue Boilermaker fan behind the Remington Lane Crochet blog where I help makers learn and grow their crochet skills so they can make handmade gifts for their friends and family.

I love creating crochet designs that help you celebrate life's moments - like baby blankets for a new family member, a prayer shawl to comfort a friend, handmade decor for the upcoming holidays, or something to wear on game day.

I hope you enjoy making these mosaic trees! Don't forget to tag me on social media so I can see your finished project. I'd love to hear who you are making it for and see what colors you choose!

You can also use [#remingtonlanecrochet](#) when sharing your projects so that I can see them too.

If you have any questions, please send me an email at jamie@remingtonlane.com



Follow Jamie on
your favorite
platforms!

Blog remingtonlane.com
Instagram [instagram.com/remingtonlanecrochet](https://www.instagram.com/remingtonlanecrochet)
Facebook [facebook.com/remingtonlanecrochet](https://www.facebook.com/remingtonlanecrochet)
YouTube [YouTube Channel](#)
Pinterest [pinterest.com/remingtonlanecrochet](https://www.pinterest.com/remingtonlanecrochet)
Etsy [remingtonlanecrochet.etsy.com](https://www.etsy.com/shop/remingtonlanecrochet)
Ravelry [ravelry.com/designers/jamie-morris](https://www.ravelry.com/designers/jamie-morris)

Featured in the
**Mosaic Nordic
Winter Blanket CAL**

- 9 sections + Border
- Charts
- Written instructions
- Video tutorials to show you how to crochet the overlay mosaic technique

Want Instant Access to All the
Charts & Written Instructions?

[Get the eBook](#)



Join Remington Lane Crochet!

I'd love to send you a free pattern that you can use for your handmade gifts! Become an email VIP and I'll send it right now. You will receive updates on pattern releases, tips, and other crochet freebies along the way.

[SUBSCRIBE HERE!](#)

This pattern and its images are copyright protected and the sole property of Remington Lane Crochet LLC.

Please do not redistribute, transfer, or sell the pattern, or alter it to claim as your own.

You may sell any products you create from this pattern. Please credit the designer by linking online listings to <https://remingtonlane.com/> or by tagging [@remingtonlanecrochet](#)